

SCI-2101UV

Touch screen single beam UV-Vis spectrophotometer



Features

- 10.1 inches high resolution TFT colored capacitive touch screen (1024*600) and windows graphic interface.
- Powerful functions like Photometric measurement, Quantitative measurement, Kinetics, Spectrum scan,
- DNA\Protein test, multi-wavelength test, etc
In-house massive memory is capable of saving up to 1024M for test data & working curves.
- Various optional accessories, like automatic cell holder, thermostatic automatic sampler, adjustable micro cell holder, reflection accessory and integrating sphere, etc. which extend the application range of device and combine the requirements of common samples and special ones.
- Supports USB storage. The USB port can be used for data transfer, which is easily exported to Excel for further processing, analysis and storage.
- Socket type deuterium and tungsten lamp can make lamps switching without optics debugging and easy to be replaced.
- Follow GLP/GMP standards, user management, logging, data tracking and exporting, etc. are all available.

Specifications	SCI-2101UV
Optical System	Single Beam, Grating 1200 lines/mm
Wavelength Range	190-1100 nm
Spectral Bandwidth	1nm
Wavelength Accuracy	±0.1nm@656.1nm, ±0.3nm@all
Wavelength Repeatability	≤0.1nm
Photometric Accuracy	0.2%T(0~100%T), ±0.002A(0-0.5A), ±0.004A(0.5-1A)
Photometric Repeatability	≤0.15%T (0-100%T), 0.001A(0-0.5A), 0.002A(0.5-1A)
Photometric Range	0-200%T, -0.3~-3A, 0-9999C (0-9999F)
Stray Light	≤0.03%T@220nm, 360nm
Stability	±0.0003A/h @500 nm
Baseline Flatness	±0.001A
Noise	0.0005A@500nm
Work Mode	T, A, C, E
Scanning Speed	Hi, Med, Low (Max. 3000nm/min)
Wavelength Setting	Auto
Display	10.1" TFT Colored Capacitive Touch Screen
Light Source	Imported Deuterium & Tungsten lamp
Detector	Imported Silicon Photodiode
Cuvette Holder	10mm manual 4-cell holder
Output	USB drive, USB host, RS232
Power	AC 220V/50Hz or AC 110V/60Hz
Shipping Size	810*660*390mm
Gross Weight	26kg
Standard Accessories	10mm glass cuvette x 4, 10mm quartz cuvette x 2, Power cord, User's Manual, PC software

SCI-2102UV

Touch screen single beam UV-Vis spectrophotometer



Features

- 10.1 inches high resolution TFT colored capacitive touch screen (1024*600) and windows graphic interface.
- Powerful functions like Photometric measurement, Quantitative measurement, Kinetics, Spectrum scan, DNA\Protein test, multi-wavelength test, etc
- In-house massive memory is capable of saving up to 1024M for test data & working curves.
- Various optional accessories, like automatic cell holder, thermostatic automatic sampler, adjustable micro cell holder, reflection accessory and integrating sphere, etc. which extend the application range of device and combine the requirements of common samples and special ones.
- Supports USB storage. The USB port can be used for data transfer, which is easily exported to Excel for further processing, analysis and storage.
- Socket type deuterium and tungsten lamp can make lamps switching without optics debugging and easy to be replaced.
- Follow GLP/GMP standards, user management, logging, data tracking and exporting, etc. are all available.

Specifications	SCI-2102UV
Optical System	Single Beam, Grating 1200 lines/mm
Wavelength Range	190-1100 nm
Spectral Bandwidth	2nm
Wavelength Accuracy	±0.1nm@656.1nm, ±0.3nm@all
Wavelength Repeatability	≤0.1nm
Photometric Accuracy	0.2%T(0~100%T), ±0.002A(0-0.5A), ±0.004A(0.5-1A)
Photometric Repeatability	≤0.15%T(0-100%T), 0.001A(0-0.5A), 0.002A(0.5-1A)
Photometric Range	0-200%T, -0.3~3A, 0-9999C (0-9999F)
Stray Light	≤0.03%T@220nm, 360nm
Stability	±0.0003A/h @500 nm
Baseline Flatness	±0.001A
Noise	0.0005A@500nm
Work Mode	T, A, C, E
Scanning Speed	Hi, Med, Low (Max. 3000nm/min)
Wavelength Setting	Auto
Display	10.1" TFT Colored Capacitive Touch Screen
Light Source	Imported Deuterium & Tungsten lamp
Detector	Imported Silicon Photodiode
Cuvette Holder	10mm manual 4-cell holder
Output	USB drive, USB host, RS232
Power	AC 220V/50Hz or AC 110V/60Hz
Shipping Size	810*660*390mm
Gross Weight	26kg
Standard Accessories	10mm glass cuvette x 4, 10mm quartz cuvette x 2, Power cord, User's Manual , PC software

SCI-3101UV

Touch screen double beam UV-Vis spectrophotometer




Features

- 10.1 inches high resolution TFT colored capacitive touch screen (1024*600) and windows graphic interface.
- Powerful functions like Photometric measurement, Quantitative measurement, Kinetics, Spectrum scan, DNA\Protein test, multi-wavelength test, etc
- In-house massive memory is capable of saving up to 1024M for test data & working curves.
- Various optional accessories, like automatic cell holder, thermostatic automatic sampler, adjustable micro cell holder, reflection accessory and integrating sphere, etc. which extend the application range of device and combine the requirements of common samples and special ones.
- Supports USB storage. The USB port can be used for data transfer, which is easily exported to Excel for further processing, analysis and storage.
- Socket type deuterium and tungsten lamp can make lamps switching without optics debugging and easy to be replaced.
- Follow GLP/GMP standards, user management, logging, data tracking and exporting, etc. are all available.

Specifications	SCI-3101UV
Optical System	Double Beam, Grating 1200 lines/mm
Wavelength Range	190-1100 nm
Spectral Bandwidth	1nm
Wavelength Accuracy	±0.1nm@656.1nm, ±0.3nm@all
Wavelength Repeatability	<=0.1nm
Photometric Accuracy	0.2%T(0~100%T), ±0.002A(0-0.5A), ±0.004A(0.5-1A)
Photometric Repeatability	≤0.15%T (0-100%T), 0.001A(0-0.5A), 0.002A(0.5-1A)
Photometric Range	0-200%T, -0.3~-3A, 0-9999C (0-9999F)
Stray Light	<=0.03%T@220nm, 360nm
Stability	±0.0003A/h @500 nm
Baseline Flatness	±0.001A
Noise	0.0005A@500nm
Work Mode	T, A, C, E
Scanning Speed	Hi, Med, Low (Max. 3000nm/min)
Wavelength Setting	Auto
Display	10.1" TFT Colored Capacitive Touch Screen
Light Source	Imported Deuterium & Tungsten lamp
Detector	Imported Silicon Photodiode
Cuvette Holder	10mm manual 4-cell holder
Output	USB drive, USB host, RS232
Power	AC 220V/50Hz or AC 110V/60Hz
Shipping Size	810*660*390mm
Gross Weight	27kg
Standard Accessories	10mm glass cuvette x 4, 10mm quartz cuvette x 2, Power cord, User's Manual , PC software

SCI-3102UV

Touch screen double beam UV-Vis spectrophotometer



Features

- 10.1 inches high resolution TFT colored capacitive touch screen (1024*600) and windows graphic interface.
- Powerful functions like Photometric measurement, Quantitative measurement, Kinetics, Spectrum scan, DNA\Protein test, multi-wavelength test, etc
- In-house massive memory is capable of saving up to 1024M for test data & working curves.
- Various optional accessories, like automatic cell holder, thermostatic automatic sampler, adjustable micro cell holder, reflection accessory and integrating sphere, etc. which extend the application range of device and combine the requirements of common samples and special ones.
- Supports USB storage. The USB port can be used for data transfer, which is easily exported to Excel for further processing, analysis and storage.
- Socket type deuterium and tungsten lamp can make lamps switching without optics debugging and easy to be replaced.
- Follow GLP/GMP standards, user management, logging, data tracking and exporting, etc. are all available.

Specifications	SCI-3102UV
Optical System	Double Beam, Grating 1200 lines/mm
Wavelength Range	190-1100 nm
Spectral Bandwidth	2nm
Wavelength Accuracy	±0.1nm@656.1nm, ±0.3nm@all
Wavelength Repeatability	<=0.1nm
Photometric Accuracy	0.2%T(0~100%T), ±0.002A(0-0.5A), ±0.004A(0.5-1A)
Photometric Repeatability	≤0.15%T(0-100%T), 0.001A(0-0.5A), 0.002A(0.5-1A)
Photometric Range	0-200%T, -0.3~3A, 0-9999C (0-9999F)
Stray Light	<=0.03%T@220nm, 360nm
Stability	±0.0003A/h @500 nm
Baseline Flatness	±0.001A
Noise	0.0005A@500nm
Work Mode	T, A, C, E
Scanning Speed	Hi, Med, Low (Max. 3000nm/min)
Wavelength Setting	Auto
Display	10.1" TFT Colored Capacitive Touch Screen
Light Source	Imported Deuterium & Tungsten lamp
Detector	Imported Silicon Photodiode
Cuvette Holder	10mm manual 4-cell holder
Output	USB drive, USB host, RS232
Power	AC 220V/50Hz or AC 110V/60Hz
Shipping Size	810*660*390mm
Gross Weight	27kg
Standard Accessories	10mm glass cuvette x 4, 10mm quartz cuvette x 2, Power cord, User's Manual, PC software

SCI-5101XUV

Touch screen xenon lamp double beam UV-Vis spectrophotometer



Features

- 10.1 inches high resolution TFT colored capacitive touch screen (1024*600) and windows graphic interface.
- Powerful functions like Photometric measurement, Quantitative measurement, Kinetics, Spectrum scan, DNA\Protein test, multi-wavelength test, etc
- In-house massive memory is capable of saving up to 1024M for test data & working curves.
- Various optional accessories, like automatic cell holder, thermostatic automatic sampler, adjustable micro cell holder, reflection accessory and integrating sphere, etc. which extend the application range of device and combine the requirements of common samples and special ones.
- Supports USB storage. The USB port can be used for data transfer, which is easily exported to Excel for further processing, analysis and storage.
- Socket type deuterium and tungsten lamp can make lamps switching without optics debugging and easy to be replaced.
- Xenon lamp light source with extra-long service life saves you the trouble of changing lamps;
- Follow GLP/GMP standards, user management, logging, data tracking and exporting, etc. are all available.

Specifications	SCI-5101XUV
Optical System	Double Beam, Grating 1200 lines/mm
Wavelength Range	190-1100 nm
Spectral Bandwidth	1nm
Wavelength Accuracy	±0.1nm@656.1nm, ±0.3nm@all
Wavelength Repeatability	≤0.1nm
Photometric Accuracy	0.2%T(0-100%T), ±0.002A(0-0.5A), ±0.004A(0.5-1A)
Photometric Repeatability	≤0.15%T(0-100%T), 0.001A(0-0.5A), 0.002A(0.5-1A)
Photometric Range	0-200%T, -0.3-3A, 0-9999C(0-9999F)
Stray Light	≤0.03%T@220nm, 360nm
Stability	±0.0003A/h @500 nm
Baseline Flatness	±0.001A
Noise	0.0005A@500nm
Work Mode	T, A, C, E
Scanning Speed	Hi, Med, Low (Max. 3000nm/min)
Wavelength Setting	Auto
Display	10.1" TFT Colored Capacitive Touch Screen
Light Source	Xenon lamp light
Detector	Imported Silicon Photodiode
Cuvette Holder	10mm manual 4-cell holder
Output	USB drive, USB host, RS232
Power	AC 220V/50Hz or AC 110V/60Hz
Shipping Size	810*660*390mm
Gross Weight	27kg
Standard Accessories	10mm glass cuvette x 4, 10mm quartz cuvette x 2, Power cord, User's Manual, PC software

SCI-5102XUV

Touch screen xenon lamp double beam UV-Vis spectrophotometer



Features

- 10.1 inches high resolution TFT colored capacitive touch screen (1024*600) and windows graphic interface.
- Powerful functions like Photometric measurement, Quantitative measurement, Kinetics, Spectrum scan, DNA\Protein test, multi-wavelength test, etc
- In-house massive memory is capable of saving up to 1024M for test data & working curves.
- Various optional accessories, like automatic cell holder, thermostatic automatic sampler, adjustable micro cell holder, reflection accessory and integrating sphere, etc. which extend the application range of device and combine the requirements of common samples and special ones.
- Supports USB storage. The USB port can be used for data transfer, which is easily exported to Excel for further processing, analysis and storage.
- Socket type deuterium and tungsten lamp can make lamps switching without optics debugging and easy to be replaced.
- Xenon lamp light source with extra-long service life saves you the trouble of changing lamps;
- Follow GLP/GMP standards, user management, logging, data tracking and exporting, etc. are all available.

Specifications	SCI-5102XUV
Optical System	Double Beam, Grating 1200 lines/mm
Wavelength Range	190-1100 nm
Spectral Bandwidth	2nm
Wavelength Accuracy	±0.1nm@656.1nm, ±0.3nm@all
Wavelength Repeatability	≤0.1nm
Photometric Accuracy	0.2%T(0~100%T), ±0.002A(0-0.5A), ±0.004A(0.5-1A)
Photometric Repeatability	≤0.15%T(0-100%T), 0.001A(0-0.5A), 0.002A(0.5-1A)
Photometric Range	0-200%T, -0.3~3A, 0-9999C (0-9999F)
Stray Light	≤0.03%T@220nm, 360nm
Stability	±0.0003A/h @500 nm
Baseline Flatness	±0.001A
Noise	0.0005A@500nm
Work Mode	T, A, C, E
Scanning Speed	Hi, Med, Low (Max. 3000nm/min)
Wavelength Setting	Auto
Display	10.1" TFT Colored Capacitive Touch Screen
Light Source	Xenon lamp light
Detector	Imported Silicon Photodiode
Cuvette Holder	10mm manual 4-cell holder
Output	USB drive, USB host, RS232
Power	AC 220V/50Hz or AC 110V/60Hz
Shipping Size	810*660*390mm
Gross Weight	27kg
Standard Accessories	10mm glass cuvette x 4, 10mm quartz cuvette x 2, Power cord, User's Manual, PC software

Accessories



item No. 18901008

Film holder for double beam models
1mm(H)*10mm(W)*30mm(L)



item No. 18901009

Cuvette holder for double beam
1-5cm



item No. 18901010

Film holder for double beam models
1mm(H)*10mm(W)*30mm(L)



item No. 18204256

Cuvette holder for double beam
1-5cm



item No. 18901011

Xenon lamp (A510KU) 10V



item No. 18901012

Integrating Sphere
95mm(L)* 101mm(W)* 99mm(H)



item No. 18901013

Automatic 8-position cell holder
1cm



item No. 18901014

Automatic 5-position cell holder
1cm-5cm

Single Beam Spectrophotometers

Sciogex spectrophotometers are an indispensable instrument routinely used in colleges, universities and research institutes for quantitative analysis in fields including biotechnology and quality control of new material developed. V-Series provides high resolution, high performance and excellent stability.



Features

User Friendly Operation and Information Rich LCD Display: The large 128 x 64 dots, backlit LCD screen with adjustable brightness control displays a large array of data also in graphical format.

On-Board Data Storage: The System can save the test results, up to 200 groups of data and 200 standard curves in the RAM memory.

Data can be restored after a sudden power failure.

Auto setting wavelength: To set wavelength automatically to calibrate the system through arrow keys to avoid operation errors.

Automatic Switching: Tungsten & Deuterium lamps switching is automatic. Selectable from a wavelength range of 190 to 1100nm.

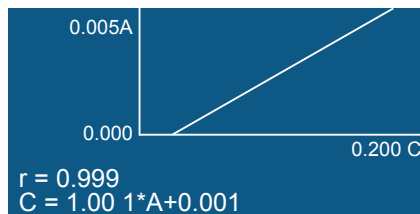
PC control through application software: The spectrophotometer is fully equipped and capable of executing all functions in stand-alone mode. The optional application software '**Wave Professional**' provides computer control for the spectrophotometer (through the built-in USB port), apart from other functions such as spectrum scan, Time scan(kinetics), multi-wavelength scanning & Nucleic Acid /Protein measurement. (SCI-V1100/SCI-UV1100 models only)

Large sample compartment: To accommodate 5–100mm path length cuvettes with optional holders. A variety of optional accessories are available.

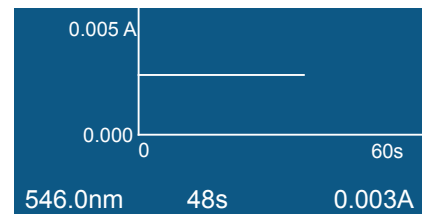
Basic Mode

546.0nm		0.001A
No.	WL.	Abs.
1	230.0	0.001
2	340.0	0.000
3	450.0	0.002
4	540.0	0.000
5	620.0	0.003

Quantitative



Kinetics



Single Beam Spectrophotometers



Model	SCI-V1000	SCI-UV1000	SCI-V1100	SCI-UV1100
Optical System	Single Beam	Single Beam	Single Beam	Single Beam
Light Source	Tungsten lamp	Tungsten lamp & Deuterium lamp	Tungsten lamp	Tungsten lamp & Deuterium lamp
Spectral Bandwidth	4.0nm	4.0nm	2.0nm	2.0nm
Wavelength Range	325-1000nm	200-1000nm	320-1100nm	190-1100nm
Wavelength Accuracy	±2nm	±2nm	±0.5nm	±0.5nm
Wavelength Repeatability	≤1nm	≤1nm	≤0.3nm	≤0.3nm
Photometric Range	-0.3 - 3.0 A, 0 - 200%T	-0.3 - 3.0 A, 0 - 200%T	-0.3 - 3.0 A, 0 - 200%T	-0.3 - 3.0 A, 0 - 200%T
Photometric Accuracy	±0.003 A @ 0.5 A, ±0.006 A @ 1.0 A, ±0.5%T @ 100%T	±0.003 A @ 0.5 A, ±0.006 A @ 1.0 A, ±0.5%T @ 100%T	±0.002 A @ 0.5 A, ±0.004 A @ 1.0 A, ±0.3%T @ 100%T	±0.002 A @ 0.5 A, ±0.004 A @ 1.0 A, ±0.3%T @ 100%T
Photometric Repeatability	≤0.0015 A @ 0.5 A, ≤0.003 A @ 1.0 A, ≤0.25%T @ 100%T	≤0.0015 A @ 0.5 A, ≤0.003 A @ 1.0 A, ≤0.25%T @ 100%T	≤0.001 A @ 0.5 A, ≤0.002 A @ 1.0 A, ≤0.15%T @ 100%T	≤0.001 A @ 0.5 A, ≤0.002 A @ 1.0 A, ≤0.15%T @ 100%T
Stability	≤0.002 A/h @ 500 nm (≤0.002 A/h @ 500 nm	≤0.002 A/h @ 500 nm	≤0.002 A/h @ 500 nm
Stray Light	≤0.2%T @ 360nm	≤0.2%T @ 220&360nm	≤0.05%T @ 360nm	≤0.05%T @ 220 & 360nm
Sample Compartment	4-position, 10mm pathlength cuvette	4-position, 10mm pathlength cuvette	4-position, 10mm pathlength cuvette	4-position, 10mm pathlength cuvette
Display	LCD	LCD	LCD	LCD
Output	USB Port & Parallel Port (Printer)	USB Port & Parallel Port (Printer)	USB Port & Parallel Port (Printer)	USB Port & Parallel Port (Printer)
Power	110/220VAC, 50/60Hz, 80W	110/220VAC, 50/60Hz, 120W	110/220VAC, 50/60Hz, 80W	110/220VAC, 50/60Hz, 120W
Dimension(LxWxH)	490x360x210mm	490x360x210mm	490x360x210mm	490x360x210mm
Weight	10kg	12kg	10kg	12kg

Spectrophotometer | Accessories



Cat. No. 18900337
Micro Cell holder



Cat. No. 18900340
8-position auto cell changer
(for SCI-V1100&SP-UV1100)



Cat. No. 18900331
4-cell holder for 10mm sq. cuvette



Cat. No. 18900332
4-cell holder for 10mm to 50mm sq. cuvette



Cat. No. 18900333
4-cell holder for up to 100mm sq. cuvette



Cat. No. 18900338
Test tube holder(ø8-ø22mm)



Cat. No. 18900334
cylindrical cell holder(ø16mm)



Cat. No. 18900339
solid sample holder
(ø1.5-3mmø1 position)



Cat. No. 18900335
10mm water-jacketed
(for SCI-V1100 & SCI-UV1100)



Cat. No. 18900336
10mm water-jacketed 4-cell holder
(for SCI-V1100 & SCI-UV1100)



Square cuvettes glass/quartz
1-5mm/10-100mm



Cat. No. 18900341
12V20W halogen lamp



Cat. No. 18900342
Milas deuterium lamp, 10V, 300mA, 30W
(for SCI-UV1000 & SCI-UV1100)